

PCA-RP-HA Power Inverter Heat Pump

Stainless Steel Ceiling Suspended System

The PCA-RP-HA series is a ceiling suspended unit ideal for use in kitchen environments. The external casing is made of durable stainless steel that is resistant to oil and smoke, ensuring that the unit can be easily cleaned at all times.

- High performance oil mist filter
- Easy maintenance - fan casing can be separated into different sections allowing easy cleaning. The drain pan can also be cleaned easily on-site as the pipe connector can be quickly removed
- Optional decoration covers



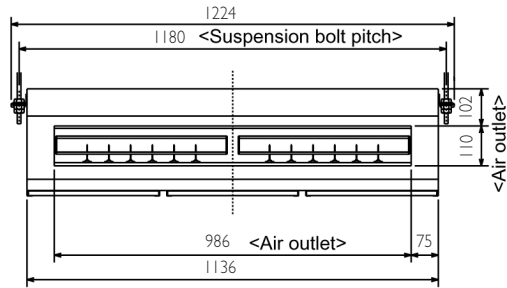
Technical Information

PCA-RP-HA - INDOOR UNITS			
MODEL REFERENCE		PCA-RP71HA	PCA-RP125HA
CAPACITY (kW)	Heating (nominal)	7.6 (3.5-10.2)	13.8 (5.0-16.0)
	Cooling (nominal)	7.1 (3.3-8.1)	12.5 (5.5-14.0)
	Heating (UK)	6.45 (3.0-8.65)	11.75 (4.25-13.6)
	Cooling (UK)	6.55 (3.05-7.45)	11.5 (5.05-12.9)
SHF (nominal)		0.74	0.77
COP / EER (nominal)		3.41 / 3.21	3.41 / 3.22
ENERGY LABEL	Heating/Cooling	B / A	B / A
AIRFLOW (m ³ /min)	Lo-Hi	17-19	30-38
PIPE SIZE mm(in)	Gas	15.88 (5/8")	15.88 (5/8")
	Liquid	9.52 (3/8")	9.52 (3/8")
NOISE (dBA)	Lo-Hi	34-38	44-50
DIMENSIONS (mm)	Width	1136	1520
	Depth	650	650
	Height	280	280
WEIGHT (kg)		41	56
ELECTRICAL SUPPLY		Fed by Outdoor Unit	Fed by Outdoor Unit
PHASE		Single	Single
FUSE RATING (BS88) - HRC (A)		6	6
INTERCONNECTING CABLE No. CORES		4	4

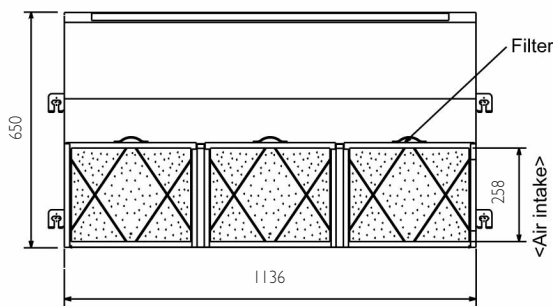
PUHZ-RP - OUTDOOR UNITS			
MODEL REFERENCE		PUHZ-RP71VHA4	PUHZ-RP125VKA/YKA
NOISE (dBA)	Heating/Cooling (silent)	48 / 47 (44)	52 / 50 (47)
WEIGHT (kg)		67	116 / 126
DIMENSIONS (mm)	Width	950	1050
	Depth	330 + 30	330 + 30
	Height	943	1338
ELECTRICAL SUPPLY		220-240v, 50Hz	220-240v, 50Hz / 380-415v, 50Hz
PHASE		Single	Single / 3
SYSTEM POWER INPUT (KW)	Heating/Cooling (nominal)	2.23 / 2.21	4.05 / 3.88
	Heating/Cooling (UK)	1.98 / 1.88	3.60 / 3.30
STARTING CURRENT (A)		5	5
SYSTEM RUNNING CURRENT (A) Single Phase		10.02 / 9.93 [19.4]	18.18 / 17.42 [27.7]
Heating/Cooling [MAX] 3 Phase		-	7.14 / 6.87 [10.7]
FUSE RATING (BS88) - HRC (A)		20	32 / 16
MAINS CABLE No. Cores		3	3 / 5
MAX PIPE LENGTH (m)		50	75
MAX HEIGHT DIFFERENCE (m)		30	30
CHARGE R410A (kg) - 30m		3.5	5.0

INDOOR UNIT PCA-RP71HA

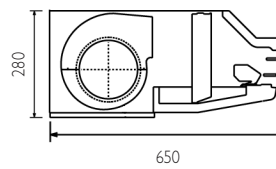
Front View >



Lower View >

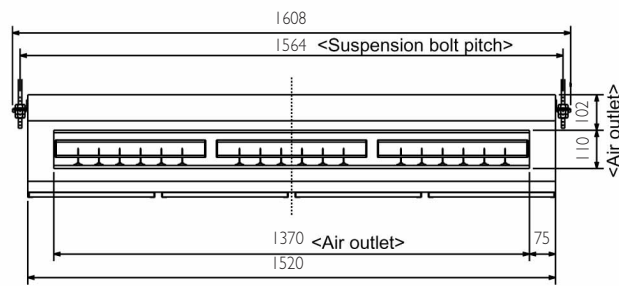


Side View >

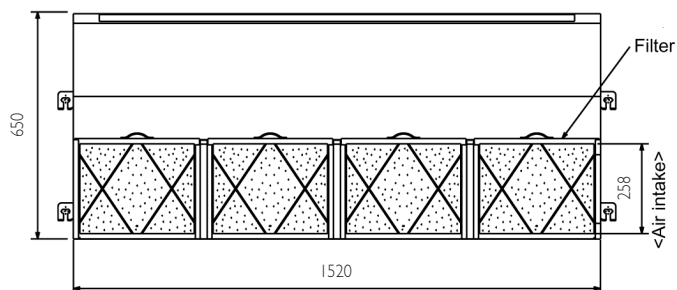


INDOOR UNIT PCA-RP125HA

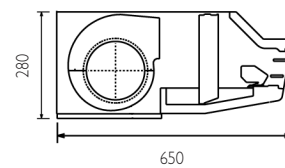
Front View >



Lower View >



Side View >



PCA-RP-HA Standard Inverter Heat Pump

Stainless Steel Ceiling Suspended System

The new Standard Inverter range provides inverter solutions for customers who want all the benefits that inverters offer; but do not have the budget available for the more expensive Power Inverter range.

- High performance oil mist filter
- Easy maintenance - fan casing can be separated into different sections allowing easy cleaning. The drain pan can also be cleaned easily on-site as the pipe connector can be quickly removed
- Optional decoration covers
- 3-phase Standard Inverter available late 2009

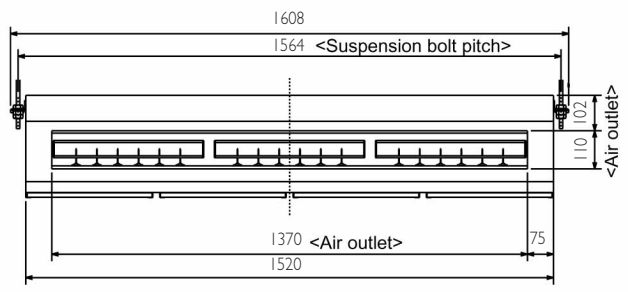


Technical Information

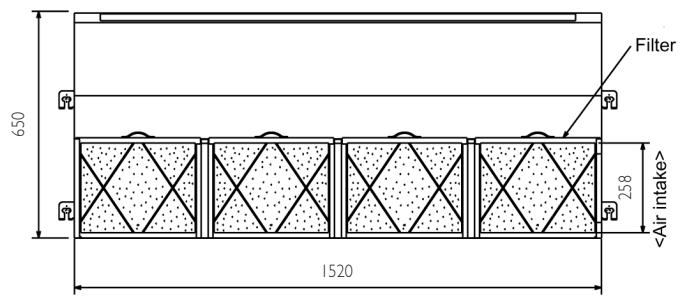
PCA-RP-HA - INDOOR UNITS		
MODEL REFERENCE		PCA-RP125HA
CAPACITY (kW)	Heating (nominal)	13.8 (5.0-16.0)
	Cooling (nominal)	12.3 (5.5-14.0)
	Heating (UK)	11.75 (4.25-13.6)
	Cooling (UK)	11.3 (5.05-12.9)
SHF (nominal)		0.78
COP / EER (nominal)		3.21 / 2.81
ENERGY LABEL	Heating/Cooling	C / C
AIRFLOW (m³/min)	Lo-Hi	30-38
PIPE SIZE mm(in)	Gas	15.88 (5/8")
	Liquid	9.52 (3/8")
NOISE (dBA)	Lo-Hi	44-50
DIMENSIONS (mm)	Width	1520
	Depth	650
	Height	280
WEIGHT (kg)		56
ELECTRICAL SUPPLY		Fed by Outdoor Unit
PHASE		Single
FUSE RATING (BS88) - HRC (A)		6
INTERCONNECTING CABLE No. CORES		4
PUHZ-P - OUTDOOR UNITS		
MODEL REFERENCE		PUHZ-P125VHA3
NOISE (dBA)	Heating/Cooling (silent)	55 / 51 (48)
WEIGHT (kg)		99
DIMENSIONS (mm)	Width	950
	Depth	330 + 30
	Height	1350
ELECTRICAL SUPPLY		220-240v, 50Hz
PHASE		Single
SYSTEM POWER INPUT (KW)	Heating/Cooling (nominal)	4.30 / 4.38
	Heating/Cooling (UK)	3.83 / 3.72
STARTING CURRENT (A)		14
SYSTEM RUNNING CURRENT (A) [MAX]	Heating/Cooling	19.11 / 19.47 [29.2]
FUSE RATING (BS88) - HRC (A)		32
MAINS CABLE No. Cores		3
MAX PIPE LENGTH (m)		50
MAX HEIGHT DIFFERENCE (m)		30
CHARGE R410A (kg) - 30m		4.5

INDOOR UNIT PCA-RP125HA

Front View >



Lower View >



Side View >

